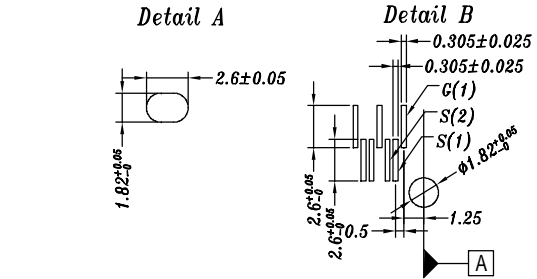
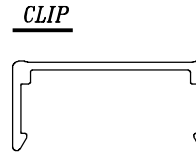
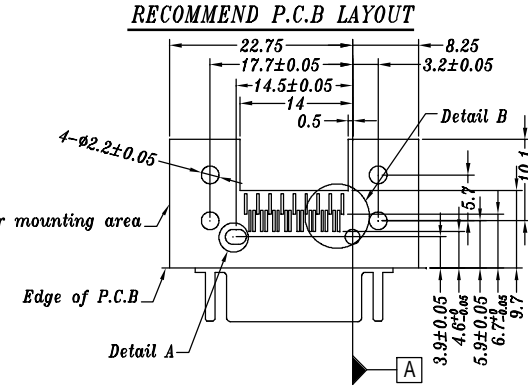
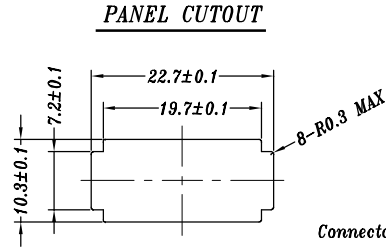
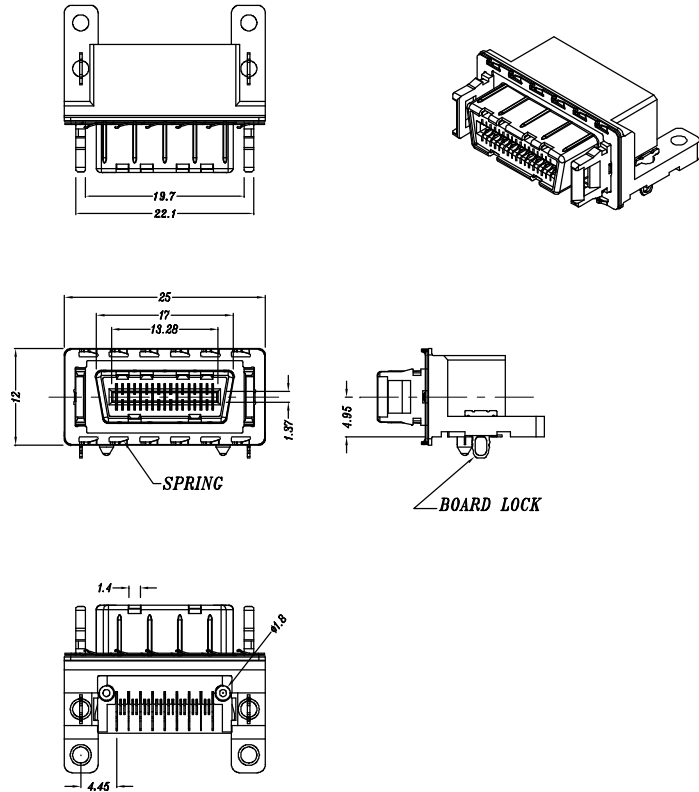


THE INFORMATION CONTAINED IN THIS DOCUMENT IS PROPRIETARY TO JEN JIA PRECISION TECHNOLOGY COLTD, ANY REPRODUCTION IN PART OR WHOLE WITHOUT PRIOR WRITTEN APPROVAL OR AUTHORIZATION OF JEN JIA PRECISION TECHNOLOGY COLTD IS STRICTLY PROHIBITED.

RoHS COMPLIANT

REVISIONS				
REV	ECN NO.	DESCRIPTION	APPROVED BY	DATE
1		NEW DRAWING	DarrenXia	2011-03-29



**NOTE:**

**ELECTRICAL:**

- 1.VOLTAGE RATING: AC30V
- 2.CURRENT RATING: AC0.5A(SIGNAL); AC 1A(GROUND)
- 3.CONTACT RESISTANCE: 80MILLIOHMS MAX(SIGNAL); 35MILLIOHMS MAX(GROUND)
- 4.INSULATION RESISTANCE: 550 MEGOHMS MIN @ 550 VDC.
- 5.DIELECTRIC WITHSTANDING VOLTAGE : 30 VAC.

**MECHANICAL:**

- 1.FRONT SHELL:ZINC DIE CASTING, NICKEL PLATED
- 2.HOUSING MATERIAL: LCP UL94V-0.
- 3.SPRING: SUS 304.
- 4.CONTACT MATERIAL: PHOSPHER BRONZE  
PLATING: CONTACT 30u"SELECTIVE GOLD / 100u" TIN  
PLATING OVER 100u" NICKEL.
- 5.BOARDLOCK: PHOSPHOR BRONZE W/TIN PLATED

DIMENSIONS:	
<input type="checkbox"/> MM [INCH]	<input type="checkbox"/> INCH [MM]
<input checked="" type="checkbox"/> MM ONLY	
UNLESS OTHERWISE SPECIFIED, GENERAL TOLERANCE:	
DECIMALS	ANGLES
X. ±0.38 [0.015]	X* ±3°
.X ±0.25 [0.010]	.X* ±1.0°
.XX ±0.13 [0.005]	
CAD GENERATED DRAWING, DO NOT MANUALLY UPDATE	
THIRD ANGLE PROJECTION	

<b>JJP</b> Jen Jia Precision Technology Co., Ltd.			
TITLE	4X Latch Type-Right Angle Type with 2 PCB Mounting Screw and 2 ground legs		
PART NO.	J018188-5970LG	APPROVED BY	JASON MENG
DRAWING NO.	J018188-5970LG	CHECKED BY	STEVEN LIU
MATERIAL		DRAWN BY	DarrenXia
FINISH		GENERATED DATE	2011-03-29
SCALE	SHEET	REV.	SIZE: A4
FREE	1/1	1	FILE NO.:JJP-A-05-003

DO NOT SCALE DRAWING

A  
B  
C  
D  
E

A  
B  
C  
D  
E