

ORDERING INFORMATION

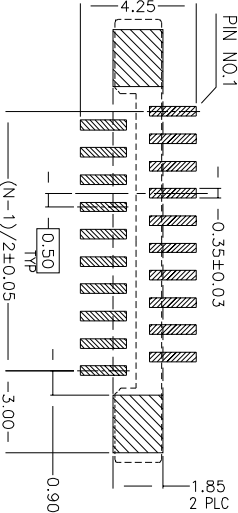
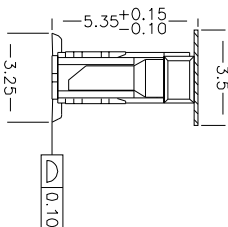
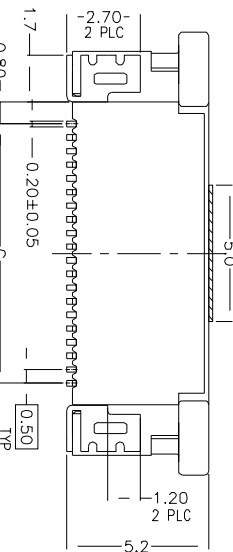
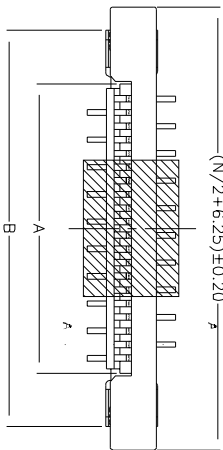
SERIES NO. J0616-13
 CONN. TYPE X
 NO. OF CONTACTS 04 ~ 60PIN XX
 PLATING TYPE XX
 PACKING XX

CAP&MATERIAL 1
 REMARKS 5

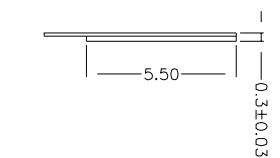
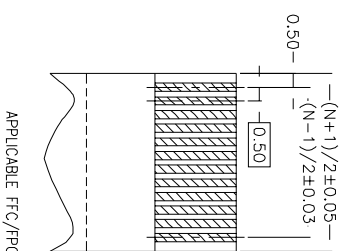
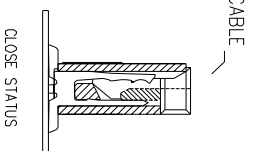
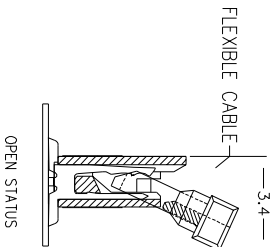
3. VERTICAL NORMAL (有動)
 4. VERTICAL REVERSE (有動)
 7. VERTICAL NORMAL (無動)
 8. VERTICAL REVERSE (無動)
 20. DULL PURE TIN OVER NICKEL
 30. BRIGHT PURE TIN
 51. SELECTION GOLD 1μ MIN.
 52. SELECTION GOLD 5μ MIN.
 61. GOLD FLASH 1μ MIN.
 62. GOLD FLASH 3μ MIN.
 63. GOLD FLASH 4μ MIN.
 64. GOLD FLASH 5μ MIN.
 11. TUBE
 61: TAPE&REEL(24mmB3) NEW PACKING
 62: TAPE&REEL(32mmB3) NEW PACKING
 63: TAPE&REEL(44mmB3) NEW PACKING
 64: TAPE&REEL(56mmB3) NEW PACKING

N: NO. CAP&MATERIAL
 W: WITH CAP
 V: VERTICAL SPECIAL
 1: 3.5X5.0 MATERIAL
 VERTICAL SPECIAL
 4: GOLD TYPE SOLDER TAIL L=1.0mm
 5: NEW TYPE SOLDER TAIL L=1.0mm

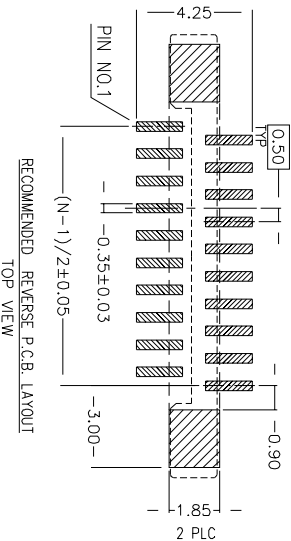
MATERIAL
 Δ (THIS PART DON'T CONTAIN ANY SUBSTANCES WHICH ARE SPECIFIED IN SS-00259)
 INSULATOR: GLASS FILLED THERMO-PLASTIC UL 94V-0
 CONTACT: PHOSPHOR BRONZE
 METAL EAR PLATING:
 NON-GP: SN/PB
 Δ GP: PURE TIN OR SN/CU OR GOLD FLASH



RECOMMENDED NORMAL P.C.B. LAYOUT TOP VIEW



APPLICABLE FFC/FFC



RECOMMENDED REVERSE P.C.B. LAYOUT TOP VIEW

ITEM NO.	DIM A	DIM B	DIM C
04	2.60	6.51	1.5
05	3.10	7.01	2.0
06	3.60	7.51	2.5
07	4.10	8.01	3.0
08	4.60	8.51	3.5
09	5.10	9.01	4.0
10	5.60	9.51	4.5
11	6.10	10.01	5.0
12	6.60	10.51	5.5
13	7.10	11.01	6.0
14	7.60	11.51	6.5
15	8.10	12.01	7.0
16	8.60	12.51	7.5
17	9.10	13.01	8.0
18	9.60	13.51	8.5
19	10.10	14.01	9.0
20	10.60	14.51	9.5
21	11.10	15.01	10.0
22	11.60	15.51	10.5
23	12.10	16.01	11.0
24	12.60	16.51	11.5
25	13.10	17.01	12.0
26	13.60	17.51	12.5
27	14.10	18.01	13.0
28	14.60	18.51	13.5
29	15.10	19.01	14.0
30	15.60	19.51	14.5
31	16.10	20.01	15.0
32	16.60	20.51	15.5
33	17.10	21.01	16.0
34	17.60	21.51	16.5
35	18.10	22.01	17.0
36	18.60	22.51	17.5
37	19.10	23.01	18.0
38	19.60	23.51	18.5
39	20.10	24.01	19.0
40	20.60	24.51	19.5
41	21.10	25.01	20.0
42	21.60	25.51	20.5
43	22.10	26.01	21.0
44	22.60	26.51	21.5
45	23.10	27.01	22.0
46	23.60	27.51	22.5
47	24.10	28.01	23.0
48	24.60	28.51	23.5
49	25.10	29.01	24.0
50	25.60	29.51	24.5
51	26.10	30.01	25.0
52	26.60	30.51	25.5
53	27.10	31.01	26.0
54	27.60	31.51	26.5
55	28.10	32.01	27.0
56	28.60	32.51	27.5
57	29.10	33.01	28.0
58	29.60	33.51	28.5
59	30.10	34.01	29.0
60	30.60	34.51	29.5

Jen Jia Precision Co., LTD.

INTENDED USE: FPC 0.5MM PITCH VERTICAL
 CUSTOMER: NORMAL/REVERSE SLIDE TYPE CONN.
 TOLERANCES: MARK

DRAW NO.	J0616-13-XXXXXX15	CHKD	Steve
MATERIAL	SEE NOTE	DRAW	Tina
FINISH	SEE NOTE	DATE	08/05/09
SCALE	1:1	SHEET	A
		UNIN	mm