

THE INFORMATION CONTAINED IN THIS DOCUMENT IS PROPRIETARY TO JEN JIA PRECISION TECHNOLOGY CO.,LTD, ANY REPRODUCTION IN PART OR WHOLE WITHOUT PRIOR WRITTEN APPROVAL OR AUTHORIZATION OF JEN JIA PRECISION TECHNOLOGY CO.,LTD IS STRICTLY PROHIBITED.

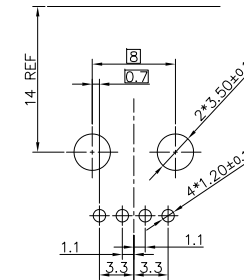
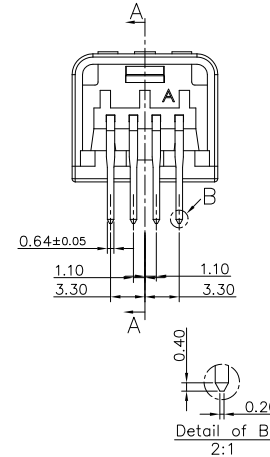
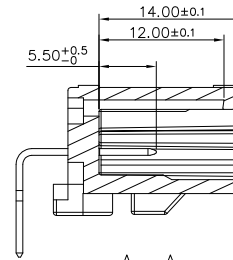
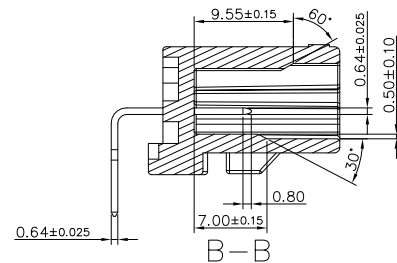
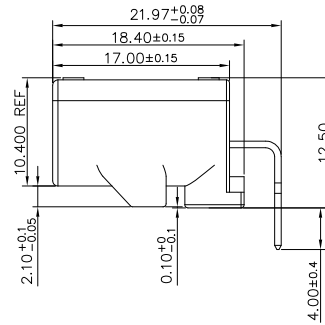
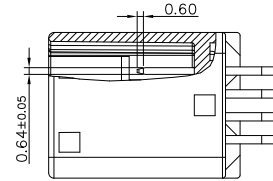
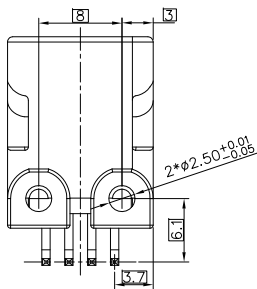
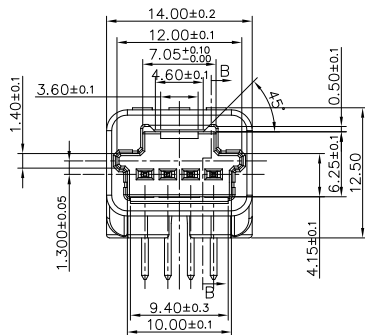
RoHS COMPLIANT

REVISIONS

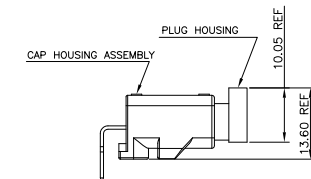
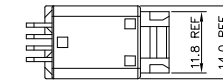
REV	ECN NO.	DESCRIPTION	APPROVED BY	DATE
1		PROPOSAL DRAWING	Helly Luo	2015-12-21

SPECIFICATION:

- 1.Current leakage:3mA MAX;
- 2.Contact resistance:
10mΩ Max(Initial),10mΩ Min.(Final)
- 3.Insulation resistance:
100mΩ Min(Initial),100mΩ Min.(Final)
- 4.Connector Mating Force:69N Max;
Connector Unmating Force:69N Max;
- 5.Life test:500cycle.
- 6.Terminal Retention Force:100N Min.
- 7.图面标注尺寸均为FAI检测尺寸.



PCB HOLES(BOTTOM VIEW) T=1.60mm
NOTE:GENERAL TOLERANCE:±0.05mm



CAP HOUSING ASSEMBLY & PLUG HOUSING ENGAGEMENT VIEW

2	TERMINAL	Brass T=0.65mm	SEE PART NO
1	HOUSING	PBT GF15 94V-0	Natural

DO NOT SCALE DRAWING

PART NO:
J16083-A G 2 0 C 0 04 01-T

胶芯: PBT/NATURAL
0: 无外壳
PIN数: 4PIN
PLATING:
01: 雾锡 (120 μ m)

DIMENSIONS:
 MM [INCH] INCH [MM] MM ONLY

UNLESS OTHERWISE SPECIFIED,
GENERAL TOLERANCE:

DECIMALS ANGLES
X. ±0.38 [0.015] X' ±3°
.X ±0.30 [0.012] .X' ±1.0°
.XX ±0.20 [0.008]

CAD GENERATED DRAWING,
DO NOT MANUALLY UPDATE

THIRD ANGLE PROJECTION



JJP Jen Jia Precision Technology Co., Ltd.

TITLE PIN HEADER CONNECTOR

PART NO. J16083-AG20C00401-T APPROVED BY JASON MENG

DRAWING NO. J16083-AG20C00401-T CHECKED BY STEVEN LIU

MATERIAL DRAWN BY Helly Luo

FINISH GENERATD DATE 2015-12-21

SCALE FREE SHEET 1/1 REV. 1 SIZE: A4
FILE NO.:JJP-A-05-003