

THE INFORMATION CONTAINED IN THIS DOCUMENT IS PROPRIETARY TO JEN JIA PRECISION TECHNOLOGY CO.,LTD, ANY REPRODUCTION IN PART OR WHOLE WITHOUT PRIOR WRITTEN APPROVAL OR AUTHORIZATION OF JEN JIA PRECISION TECHNOLOGY CO.,LTD IS STRICTLY PROHIBITED.

ROHS COMPLIANT

REVISIONS

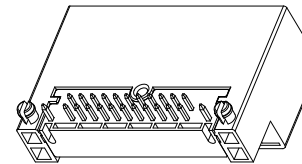
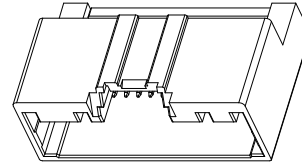
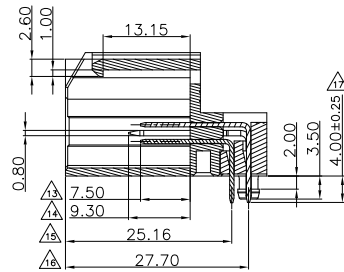
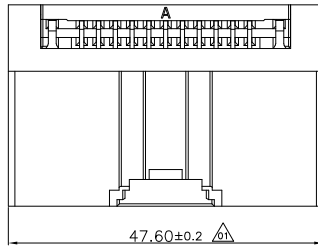
REV	ECN NO.	DESCRIPTION	APPROVED BY	DATE
1		PROPOSAL DRAWING	Helly Luo	2015-12-04

NOTE:

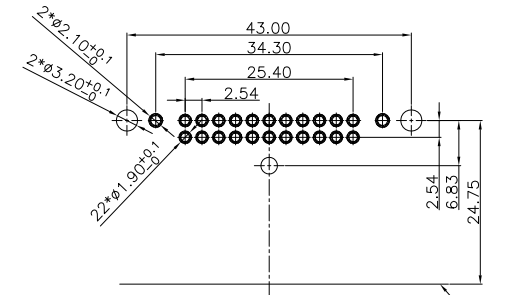
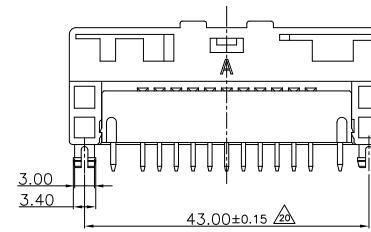
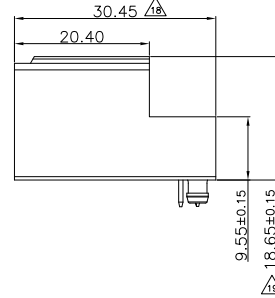
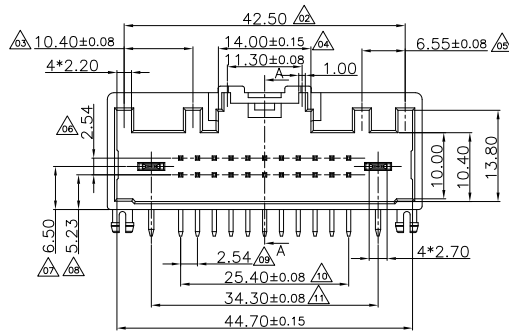
- Material:
Housing: Thermoplastics,UL94V-0; PBT
Cover: Thermoplastics,UL94V-0; PBT
Contact-1: C2680-H T=0.64*0.64mm;
Contact-2: C2680-H T=0.80mm;
- FINISH:
Contact: 100u' Min.Tin Plated Over All
50u' Min.Nickel Underplating Over All.

SPECIFICATION:

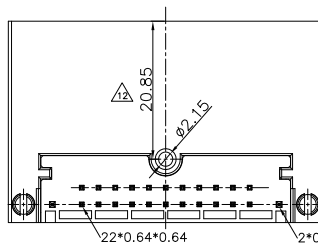
- Current leakage:3mA MAX;
- Contact resistance:
30mΩ Max(Initial).10mΩ Min.(Final)
- Insulation resistance:
100mΩ Min(Initial).100mΩ Min.(Final)
- Terminal Retention Force: After IR 4KG Min.



SECTION A-A



RECOMMENDED PCB LAYOUT (TOP VIEW)
GENERAL TOLERANCE±0.05mm(T=1.60)



J16089-AG40 C 0 24 01-T

原裝: PBT&NATURAL
外殼: 1. 鍍銀 (C2680)
0. 不鍍銀

PIN數: 24PIN

PLATING:
01: 鍍銀 (80μ")
02: 鍍銀 (100μ")
03: 鍍銀 (120μ")
05: 鍍銀 (150μ")

DIMENSIONS:
 MM [INCH] INCH [MM] MM ONLY

UNLESS OTHERWISE SPECIFIED,
GENERAL TOLERANCE:

DECIMALS ANGLES
X. ±0.38 [0.015] X° ±3°
.X ±0.30 [0.012] .X° ±1.0°
.XX ±0.20 [0.008]

CAD GENERATED DRAWING,
DO NOT MANUALLY UPDATE

THIRD ANGLE PROJECTION



JJP Jen Jia Precision Technology Co., Ltd.

TITLE PIN HEADER 22+2P 针座帶定位柱

PART NO.	J16089-AG40C02401-T	APPROVED BY	JASON MENG
DRAWING NO.	J16089-AG40C02401-T	CHECKED BY	STEVEN LIU
MATERIAL		DRAWN BY	Helly Luo
FINISH		GENERATD DATE	2015-12-04
SCALE	FREE	SHEET	1/1
REV.	1	FILE NO.	JJP-A-05-003
		SIZE:	A4

DO NOT SCALE DRAWING