

THE INFORMATION CONTAINED IN THIS DOCUMENT IS PROPRIETARY TO JEN JIA PRECISION TECHNOLOGY CO.,LTD, ANY REPRODUCTION IN PART OR WHOLE WITHOUT PRIOR WRITTEN APPROVAL OR AUTHORIZATION OF JEN JIA PRECISION TECHNOLOGY CO.,LTD IS STRICTLY PROHIBITED.

ROHS COMPLIANT

REVISIONS

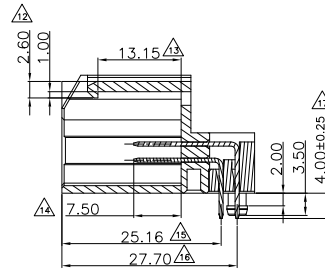
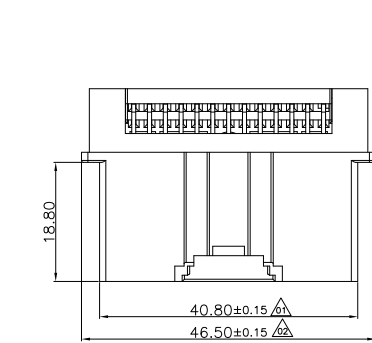
REV	ECN NO.	DESCRIPTION	APPROVED BY	DATE
1		PROPOSAL DRAWING	Helly Luo	2015-12-04

NOTE:

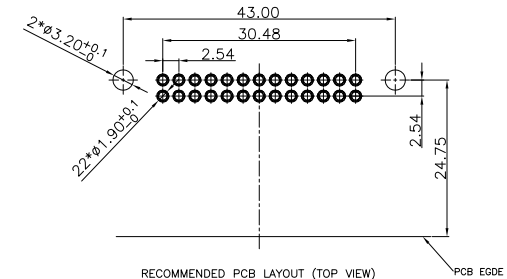
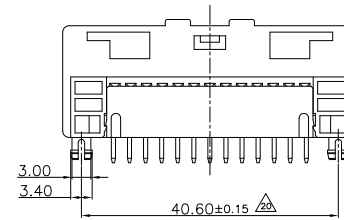
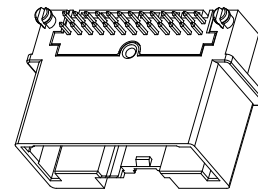
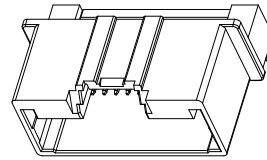
- Material:
Housing: Thermoplastics,UL94V-0; PBT
Cover: Thermoplastics,UL94V-0; PBT
Contact-1: C2680-H T=0.64*0.64mm;
Contact-2: C2680-H T=0.80mm;
- FINISH:
Contact: 100u' Min.Tin Plated Over All
50u' Min.Nickel Underplating Over All.

SPECIFICATION:

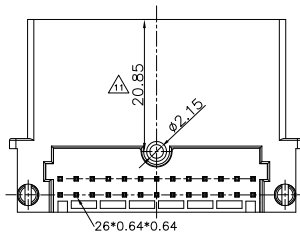
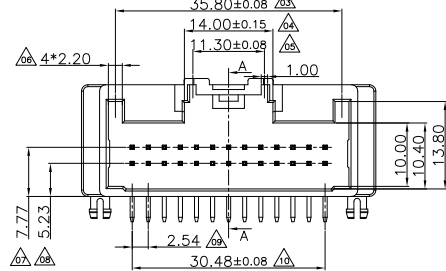
- Current leakage:3mA MAX;
- Contact resistance:
30mΩ Max(Initial).10mΩ Min.(Final)
- Insulation resistance:
100mΩ Min(Initial).100mΩ Min.(Final)
- Terminal Retention Force: After IR 4KG Min.



SECTION A-A



RECOMMENDED PCB LAYOUT (TOP VIEW)
GENERAL TOLERANCE±0.05mm(T=1.60)



J16089-AG40 C 0 26 01-T

料: PBT&NATURAL
壳: 1. 铜壳(C2680)
0. 不壳
PIN: 26PIN

PLATING:
01:镀铜(80μ*)
02:镀银(100μ*)
03:镀镍(120μ*)
05:镀金(150μ*)

DO NOT SCALE DRAWING

DIMENSIONS:
 MM [INCH] INCH [MM] MM ONLY

UNLESS OTHERWISE SPECIFIED,
GENERAL TOLERANCE:

DECIMALS ANGLES
X. ±0.38 [0.015] X° ±3°
.X ±0.30 [0.012] .X° ±1.0°
.XX ±0.20 [0.008]

CAD GENERATED DRAWING,
DO NOT MANUALLY UPDATE

THIRD ANGLE PROJECTION



JJP Jen Jia Precision Technology Co., Ltd.

TITLE PIN HEADER 26P针座带定位柱

PART NO. J16089-AG40C02601-T APPROVED BY JASON MENG

DRAWING NO. J16089-AG40C02601-T CHECKED BY STEVEN LIU

MATERIAL DRAWN BY Helly Luo

FINISH GENERATD DATE 2015-12-04

SCALE FREE SHEET 1/1 REV. 1 SIZE: A4
FILE NO.:JJP-A-05-003