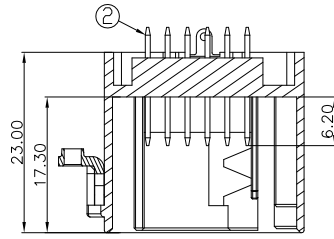


THE INFORMATION CONTAINED IN THIS DOCUMENT IS PROPRIETARY TO JEN JIA PRECISION TECHNOLOGY CO.,LTD, ANY REPRODUCTION IN PART OR WHOLE WITHOUT PRIOR WRITTEN APPROVAL OR AUTHORIZATION OF JEN JIA PRECISION TECHNOLOGY CO.,LTD IS STRICTLY PROHIBITED.

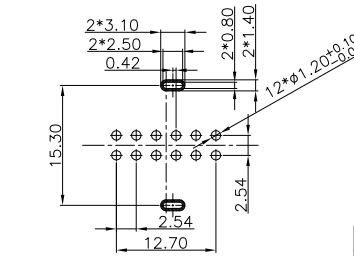
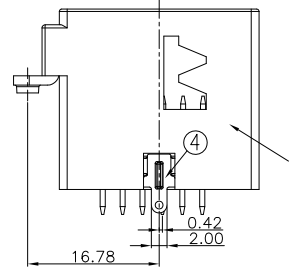
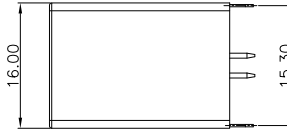
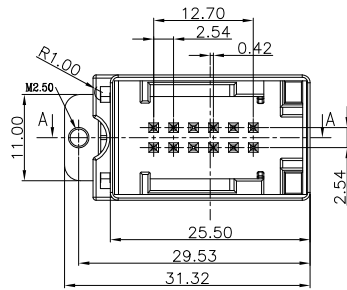
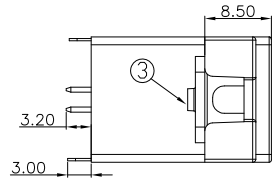
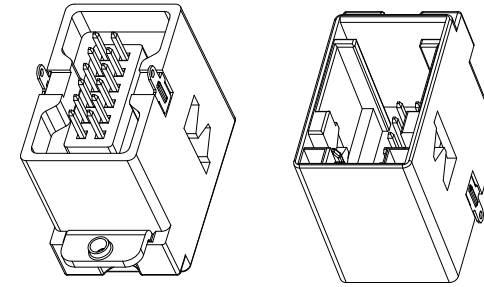
ROHS COMPLIANT

REVISIONS

REV	ECN NO.	DESCRIPTION	APPROVED BY	DATE
1		PROPOSAL DRAWING	Helly Luo	2016-04-15



SECTION A-A



RECOMMENDED PCB LAYOUT (TOP VIEW)
GENERAL TOLERANCE ±0.05mm (T=1.60)

NOTE:

- Material:
Housing: Thermoplastics, UL94V-0; PBT
Contact: C2680-H T=0.64*0.64mm;
GND-1: SPCC T=1.20mm
GND-2: C2680-H T=0.30mm
- FINISH:
Contact: 100u' Min. Tin Plated Over All
50u' Min. Nickel Underplating Over All.

SPECIFICATION:

- Current leakage: 3mA MAX;
- Contact resistance:
30mΩ Max (Initial), 10mΩ Min. (Final)
- Insulation resistance:
100mΩ Min (Initial), 100mΩ Min. (Final)
- Terminal Retention Force: After IR 2KG Min.
- 用M2.5自攻螺钉来固2kgf/10次接地片无脱落现象。

4	GND LOCK-2	C2680-H T=0.30mm	Sn-PLATED
3	GND LOCK-1	镀锌板 T=1.20mm	
2	TERMINAL	C2680-H 0.64*0.64mm	Sn-PLATED
1	Housing	PBT 30%GF Black	UL94-V0

DIMENSIONS:
 MM [INCH] INCH [MM] MM ONLY

UNLESS OTHERWISE SPECIFIED,
GENERAL TOLERANCE:

DECIMALS ANGLES
 X. ±0.38 [0.015] X° ±3°
 .X ±0.30 [0.012] .X° ±1.0°
 .XX ±0.20 [0.008]

CAD GENERATED DRAWING,
DO NOT MANUALLY UPDATE

THIRD ANGLE PROJECTION



JJP Jen Jia Precision Technology Co., Ltd.

TITLE: PH12P直立式DIP插座带固定片

PART NO. J16089-AG40C11201-T APPROVED BY JASON MENG

DRAWING NO. J16089-AG40C11201-T CHECKED BY STEVEN LIU

MATERIAL: DRAWN BY Helly Luo

FINISH: GENERATD DATE 2016-04-15

SCALE: FREE SHEET: 1/1 REV.: 1 SIZE: A4
FILE NO.: JJP-A-05-003

DO NOT SCALE DRAWING