

THE INFORMATION CONTAINED IN THIS DOCUMENT IS PROPRIETARY TO JEN JIA PRECISION TECHNOLOGY CO.,LTD, ANY REPRODUCTION IN PART OR WHOLE WITHOUT PRIOR WRITTEN APPROVAL OR AUTHORIZATION OF JEN JIA PRECISION TECHNOLOGY CO.,LTD IS STRICTLY PROHIBITED.

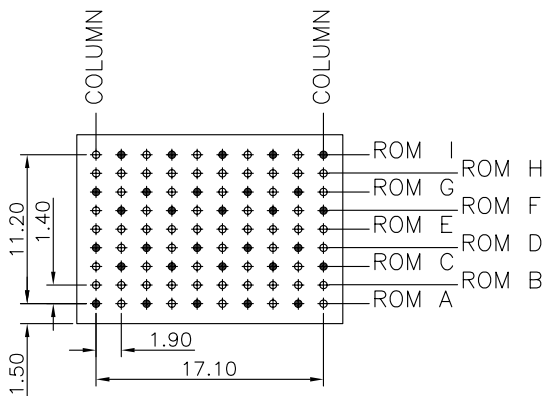
RoHS COMPLIANT

REVISIONS

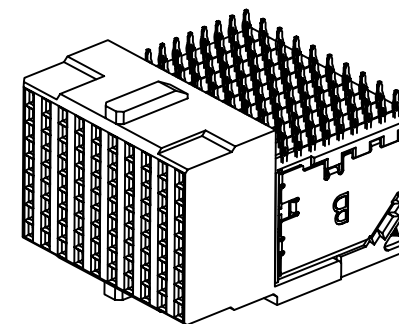
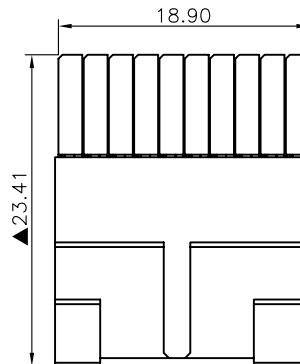
REV	ECN NO.	DESCRIPTION	APPROVED BY	DATE
1		PROPOSAL DRAWING	JASON MENG	2012-10-22

○ = SIGNAL

● = GROUND



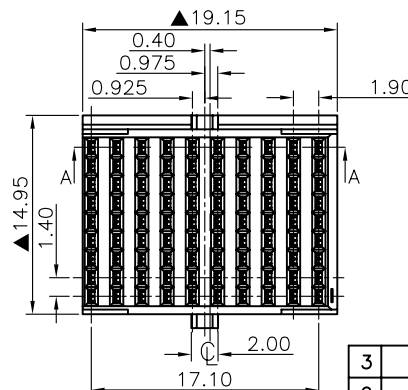
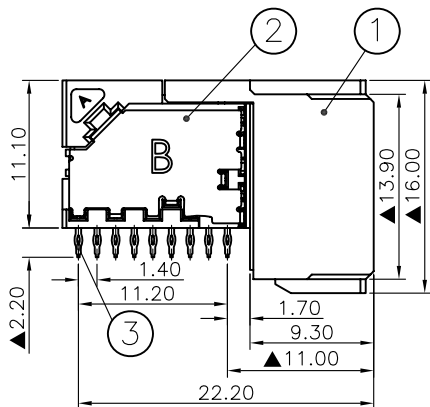
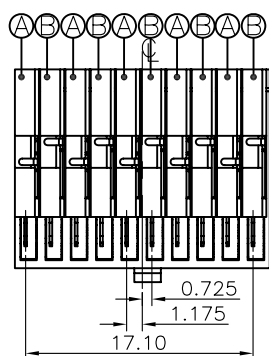
CIRCUIT BOARD LAYOUT  
CONNECTOR SIDE



PART NUMBER:

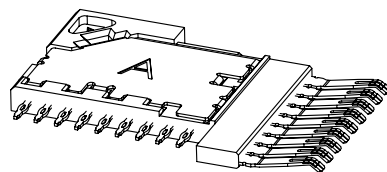
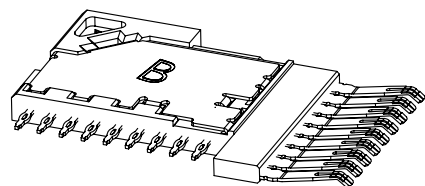
J191813-TM10F001 X N

Terminal Plating  
 1:GOLD FLASH.  
 2:GOLD 3U" Min.  
 3:GOLD 5U" Min.  
 5:GOLD 15U" Min.  
 6:GOLD 30U" Min.



3	CONTACT	9	C5210R-H,T=0.20mm	30U"Au/MATTE TIN PLATING
2	SHELL	2	C5191R-H,T=0.20mm	Ni PLATING
1	HOUSING	3	LCP(E130i)+30%G/F	UL94V-0 BLACK
NO	PART NAME	QTY	MATERIAL	PLATING OR COLOR

NOTE:  
▲ PRESENT CRITICAL DIMENSIONS



DIMENSIONS:  
 MM [INCH]  INCH [MM]  MM ONLY

UNLESS OTHERWISE SPECIFIED,  
GENERAL TOLERANCE:

DECIMALS ANGLES  
 X. ±0.38 [0.015] X° ±3°  
 X ±0.25 [0.010] X° ±1.0°  
 XX ±0.20 [0.008]  
 XXX ±0.10 [0.004]

CAD GENERATED DRAWING,  
DO NOT MANUALLY UPDATE

THIRD ANGLE PROJECTION



JJP Jen Jia Precision Technology Co., Ltd.

TITLE  
TINMAN 3-PAIR 85-OHM RIGHT ANGLE  
RECEPTACLE 10-COLUMN SALES ASSEMBLY

PART NO.	J191813-TM10F001XN	APPROVED BY	JASON MENG
DRAWING NO.	J191813-TM10F001XN	CHECKED BY	STEVEN LIU
MATERIAL		DRAWN BY	Darren Xia
FINISH		GENERATED DATE	2012-10-22
SCALE	FREE	SHEET	1/1
REV.	1	SIZE:	A4
		FILE NO.:	JJP-A-05-003

DO NOT SCALE DRAWING